

MATERIAL:

CAGE:
COPPER ALLOY

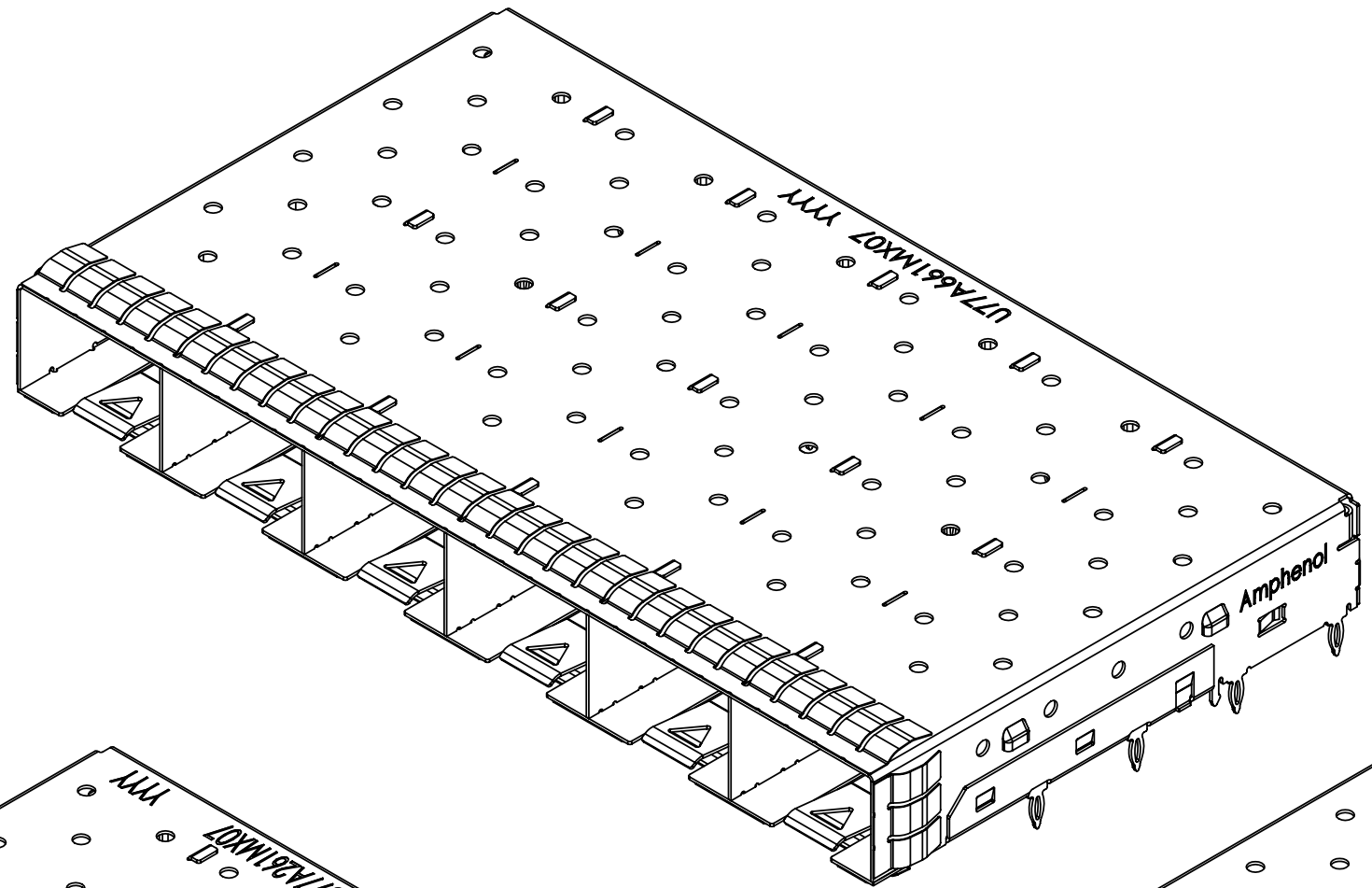
PLATING OPTION X=2:
2.54um MIN. NICKEL

PLATING OPTION X=3:
3.81um MIN. MATTE TIN
OVER 1.27um MIN. NICKEL.

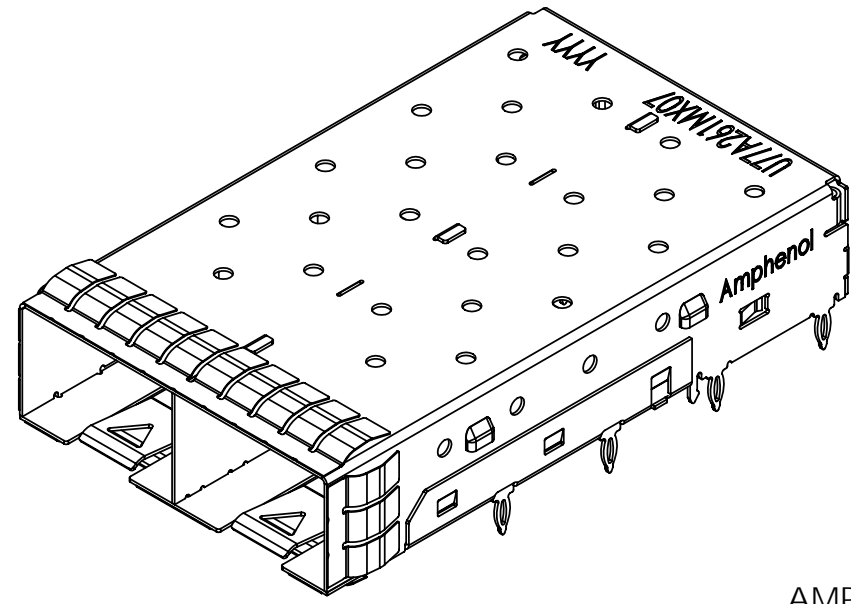
PACKAGING:
TRAY PACKAGING

TEMPERATURE RANGE:
-40C TO +85C

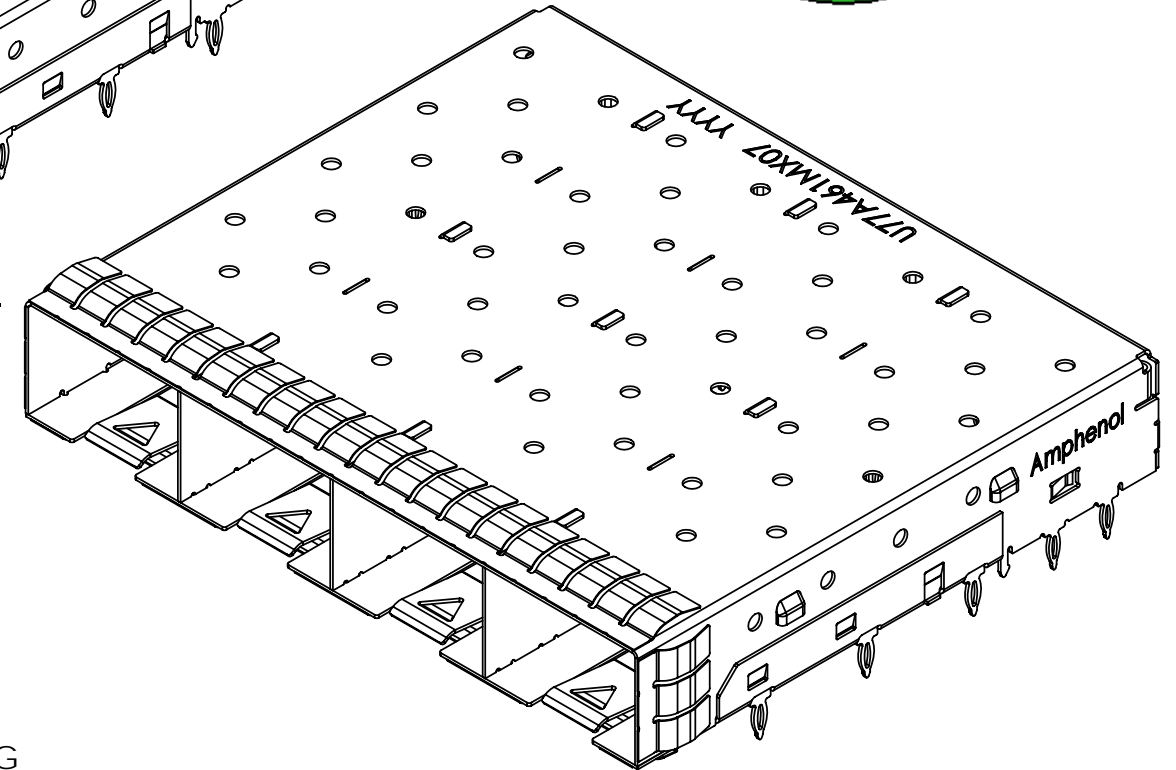
REVISIONS				
REV.	ECN/E-R	DESCRIPTION	DATE	APPROVED
A		PROPOSAL	MAR19/10	



P/N: U77-A661M-X071 SHOWN



P/N: U77-A261M-X071 SHOWN



P/N: U77-A461M-X071 SHOWN

AMPHENOL PART NUMBER CONFIGURATION

U77 - A X 6 1 M - X 0 7 1

PACKAGING
1 = TRAY PACKAGING

PLATING
2 = NICKEL PLATING
3 = MATTE TIN PLATING

NUMBER OF PORTS
2 = 2 PORTS
4 = 4 PORTS
6 = 6 PORTS

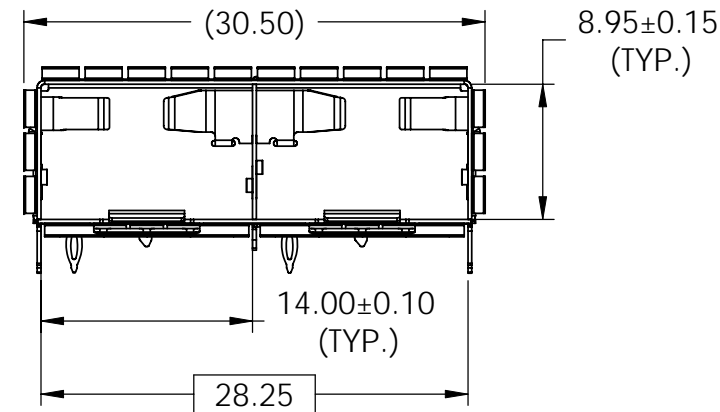
DO NOT SCALE DRAWING

THIS DOCUMENT CONTAINS PROPRIETARY INFORMATION AND SUCH INFORMATION MAY NOT BE DISCLOSED TO OTHERS FOR ANY PURPOSE OR USED FOR MANUFACTURING PURPOSES WITHOUT PERMISSION FROM AMPHENOL CANADA CORP.

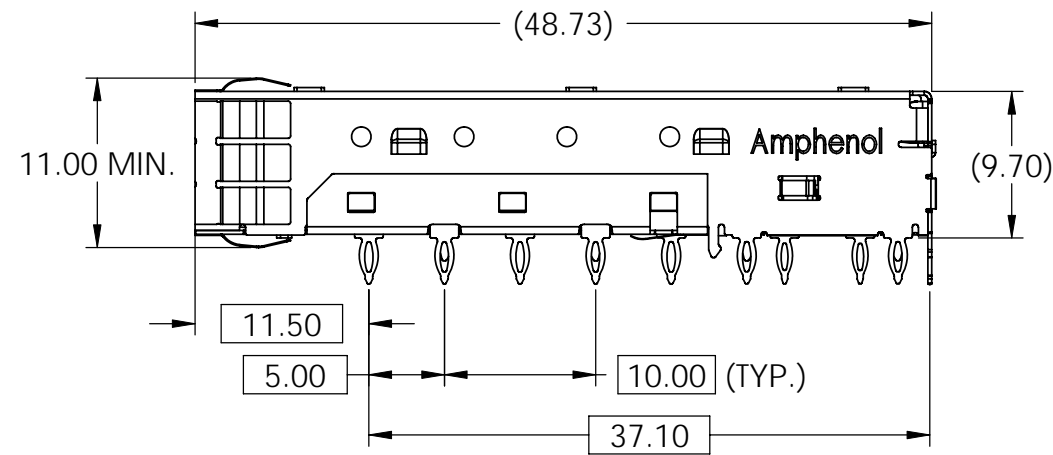
UNLESS OTHERWISE SPECIFIED DIMENSIONS ARE IN MILLIMETERS TOLERANCES ARE:		APPROVALS		DATE	Amphenol Canada Corp.
DECIMALS	ANGLES	DRAWN	J.SI	MAR18/10	
X.X ± 0.38	± 1°	DESIGNED			
X.XX ± 0.25		CHECKED			
MATERIAL AND FINISH		QA APPD			TITLE 1XN SFP+ CAGE SPRING FINGER EMI, WITH EXTRA BOTTOM GROUND FINGERS (NO MID G-PINS)
SEE NOTE 1		IE APPD			
REF.		DWG APPD			SIZE A3
CODE IDENT. NO.	03554	PROJECT			DWG. NO. P-U77-AX61M-X071
		SCALE		2:1	REV. A
		SHEET		1 OF 10	

REVISIONS

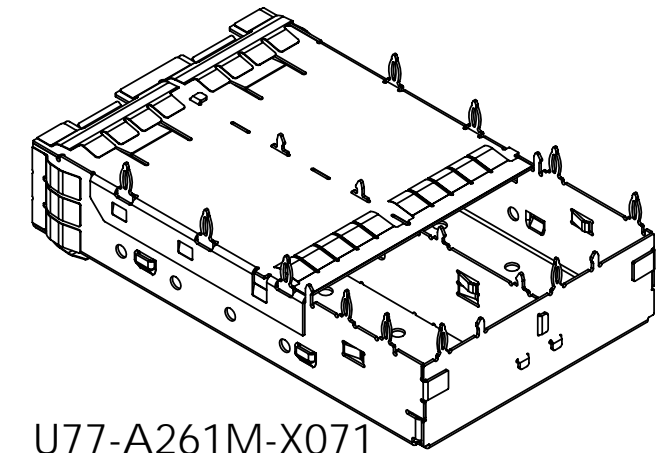
REV.	ECN/E-R	DESCRIPTION	DATE	APPROVED
A		PROPOSAL	MAR19/10	



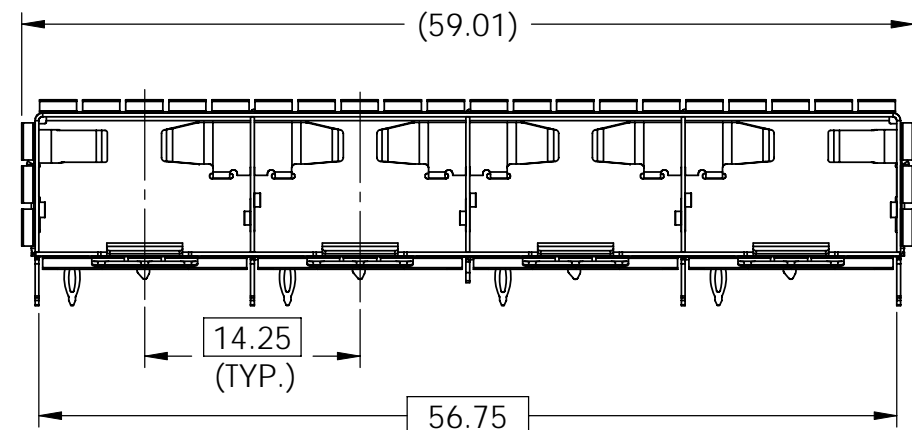
U77-A261M-X071



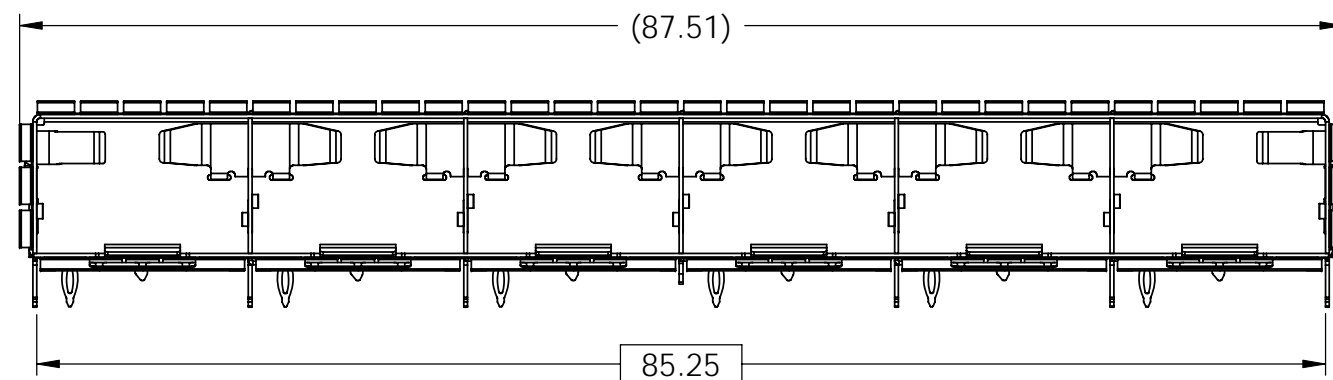
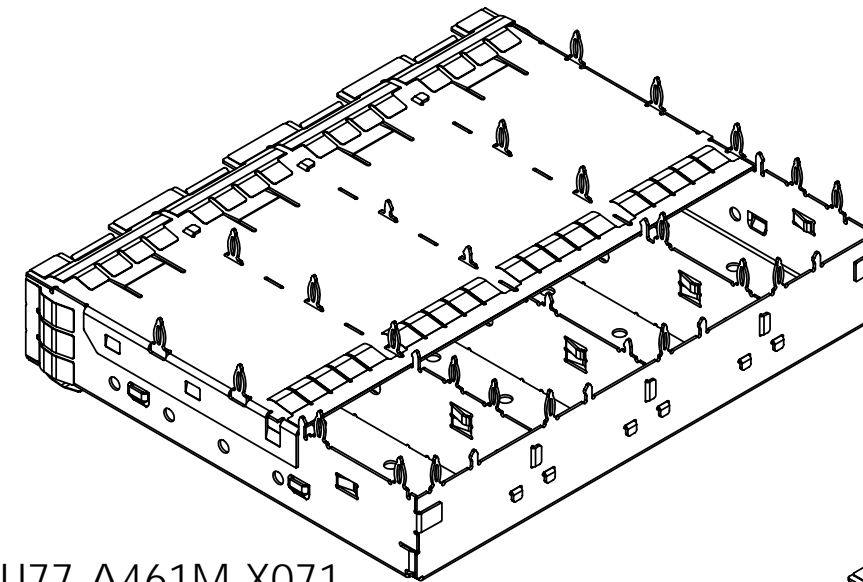
U77-A461M-X071



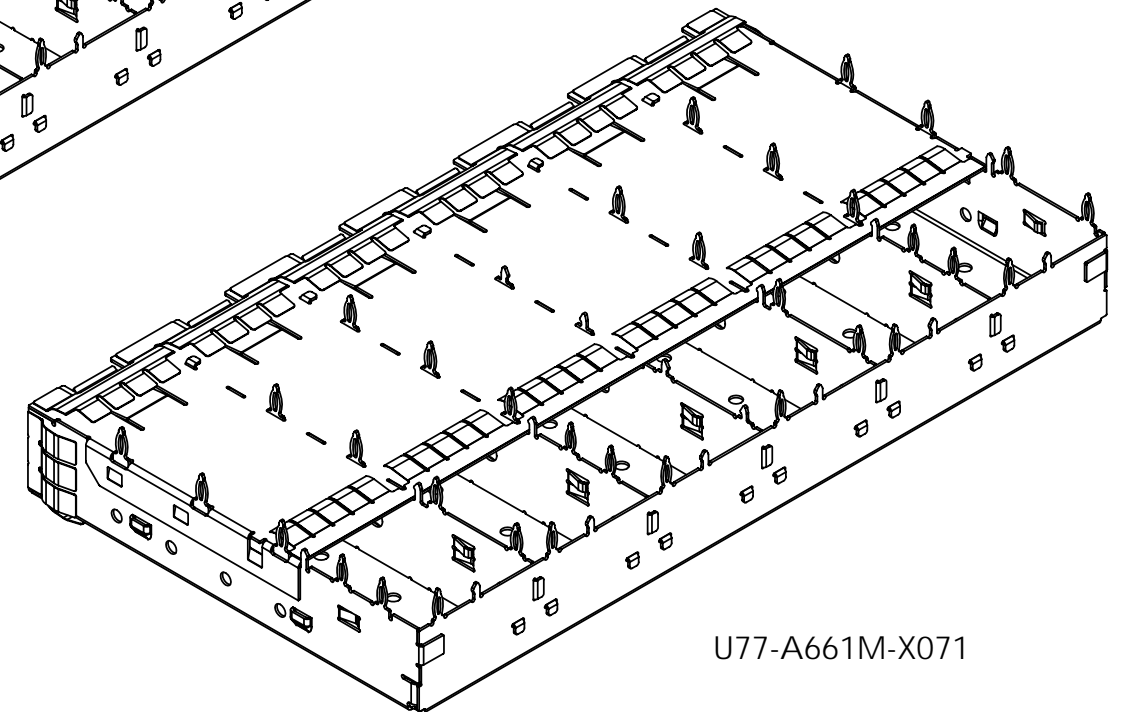
U77-A261M-X071



U77-A461M-X071



U77-A661M-X071



U77-A661M-X071

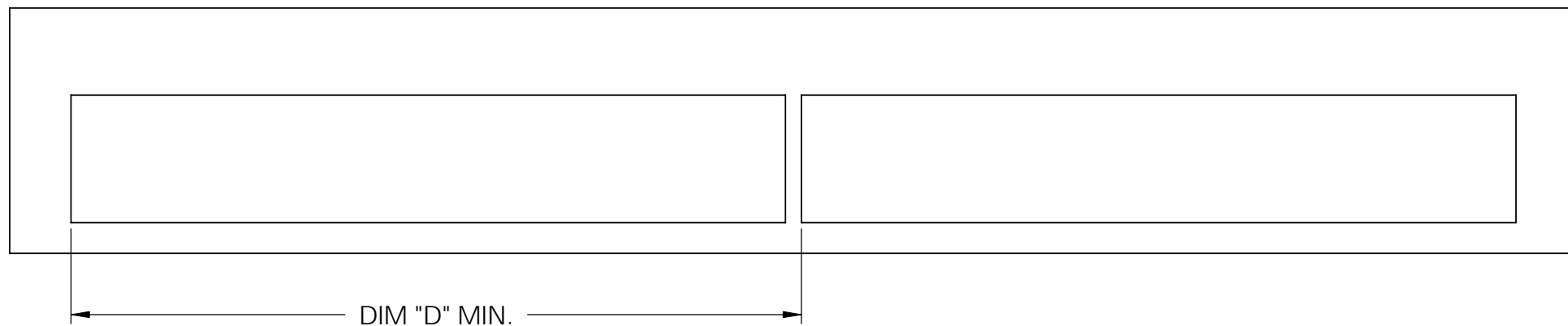
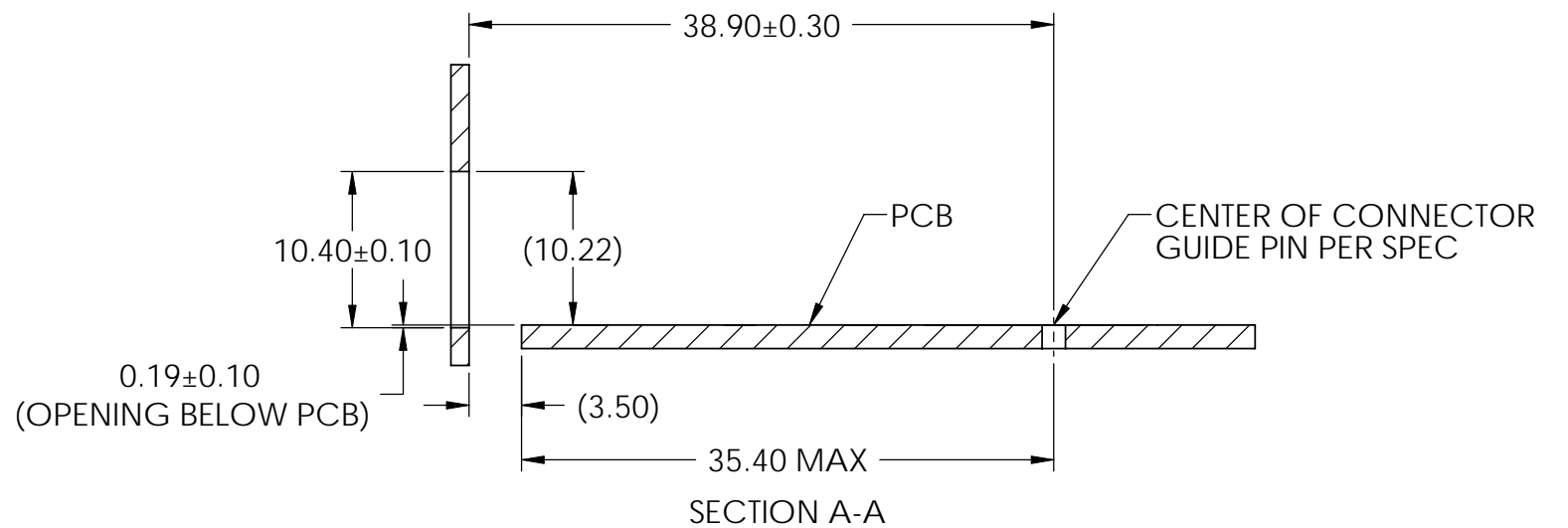
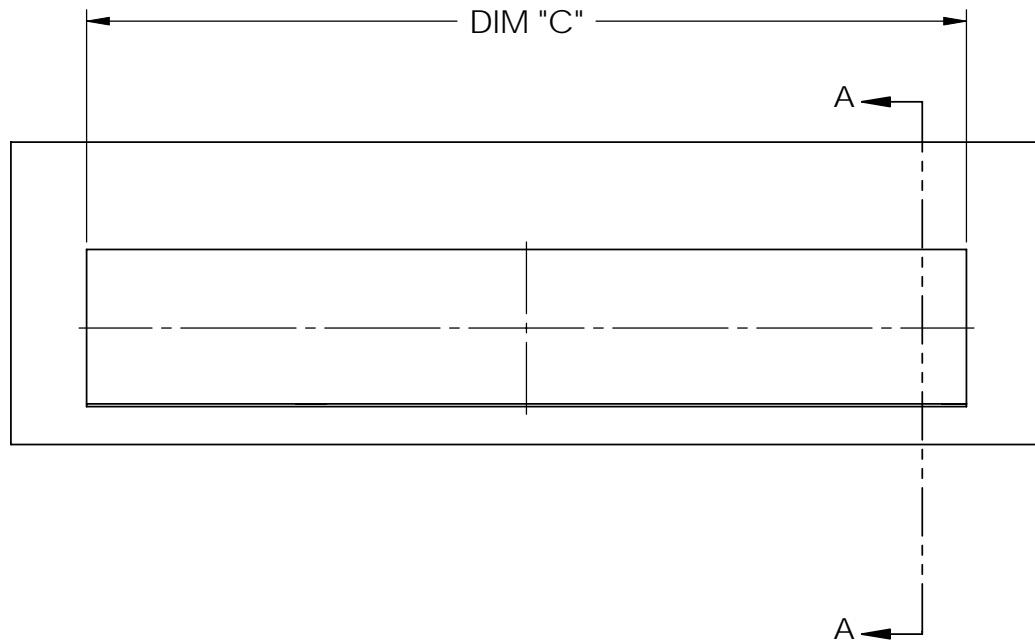
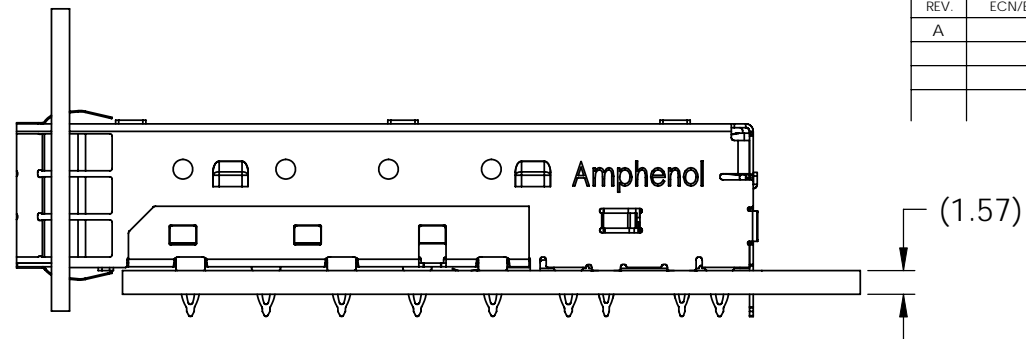
DO NOT SCALE DRAWING

THIS DOCUMENT CONTAINS PROPRIETARY INFORMATION AND SUCH INFORMATION MAY NOT BE DISCLOSED TO OTHERS FOR ANY PURPOSE OR USED FOR MANUFACTURING PURPOSES WITHOUT PERMISSION FROM AMPHENOL CANADA CORP.

UNLESS OTHERWISE SPECIFIED DIMENSIONS ARE IN MILLIMETERS TOLERANCES ARE:		APPROVALS		DATE	Amphenol Canada Corp.	
DECIMALS X.X ± 0.38 X.XX ± 0.25	ANGLES ± 1°	DRAWN J.SI		MAR18/10		
MATERIAL AND FINISH SEE NOTE 1		DESIGNED			TITLE 1XN SFP+ CAGE SPRING FINGER EMI, WITH EXTRA BOTTOM GROUND FINGERS (NO MID G-PINS)	
REF.		CHECKED				
CODE IDENT. NO.	03554	QA APPD			SIZE A3	DWG. NO. P-U77-AX61M-X071
		IE APPD			SCALE 2:1	PROJECT
		DWG APPD				SHEET 2 OF 10

PART NUMBER	DIM "C"	DIM "D"
U77-A261M-X071	29.70	31.00
U77-A461M-X071	58.20	59.50
U77-A661M-X071	86.70	88.00

REVISIONS				
REV.	ECN/E-R	DESCRIPTION	DATE	APPROVED
A		PROPOSAL	MAR19/10	



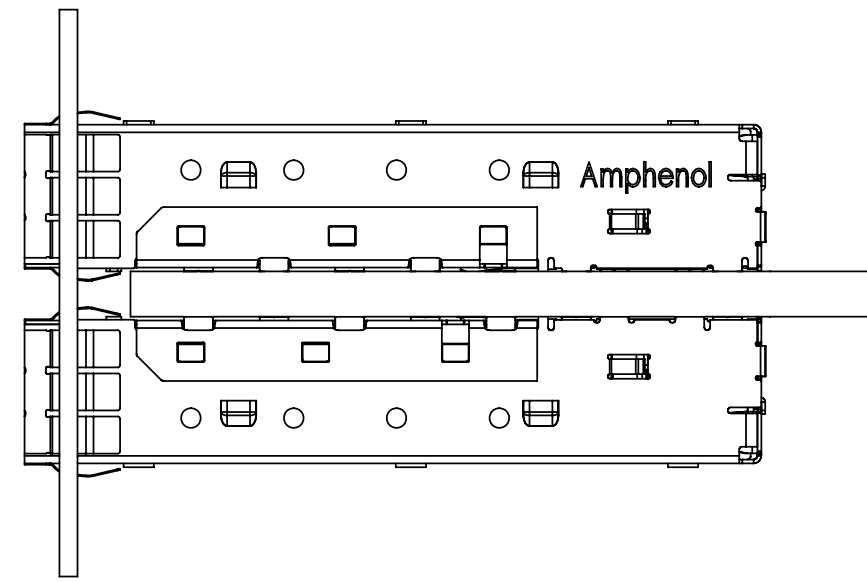
UNLESS OTHERWISE SPECIFIED DIMENSIONS ARE IN MILLIMETERS TOLERANCES ARE:		APPROVALS		DATE	Amphenol Canada Corp.	
DECIMALS	ANGLES	DRAWN	J.SI	MAR18/10	TITLE	
X.X ± 0.38	± 1°	DESIGNED			1XN SFP+ CAGE SPRING FINGER EMI, WITH EXTRA BOTTOM GROUND FINGERS (NO MID G-PINS)	
X.XX ± 0.25		CHECKED			SIZE	DWG. NO.
MATERIAL AND FINISH		QA APPD			A3	P-U77-AX61M-X071
SEE NOTE 1		IE APPD			SCALE	PROJECT
REF.		DWG APPD			2:1	3 OF 10
CODE IDENT. NO.	03554					

DO NOT SCALE DRAWING

THIS DOCUMENT CONTAINS PROPRIETARY INFORMATION AND SUCH INFORMATION MAY NOT BE DISCLOSED TO OTHERS FOR ANY PURPOSE OR USED FOR MANUFACTURING PURPOSES WITHOUT PERMISSION FROM AMPHENOL CANADA CORP.

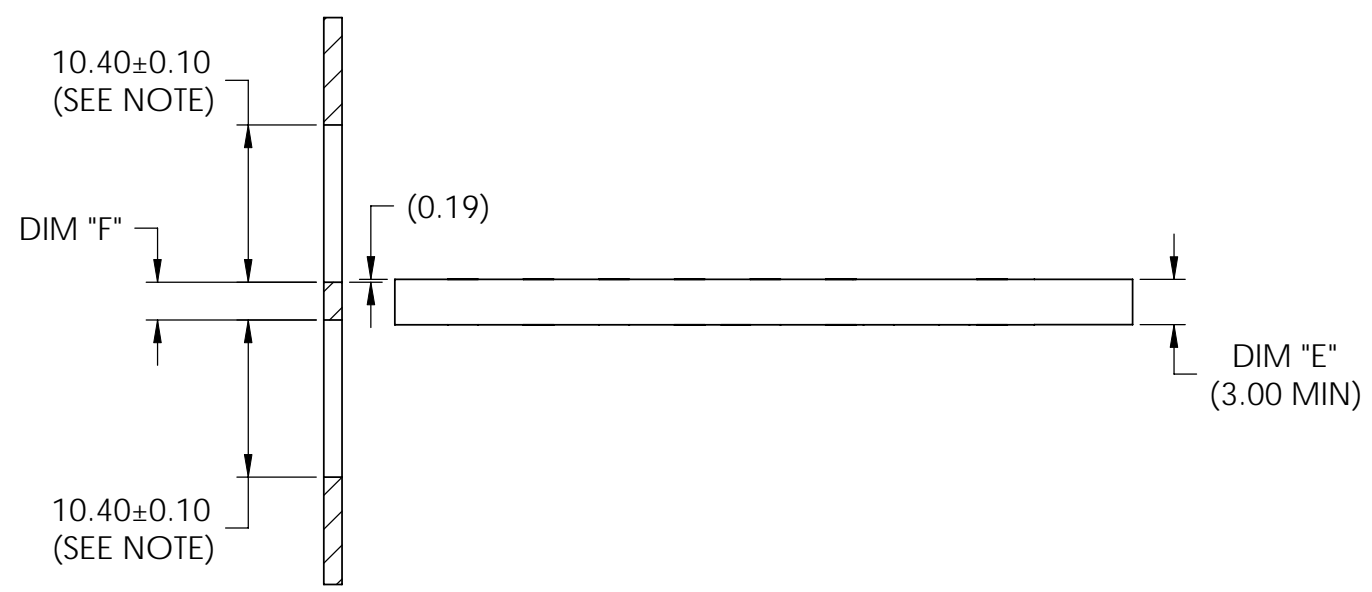
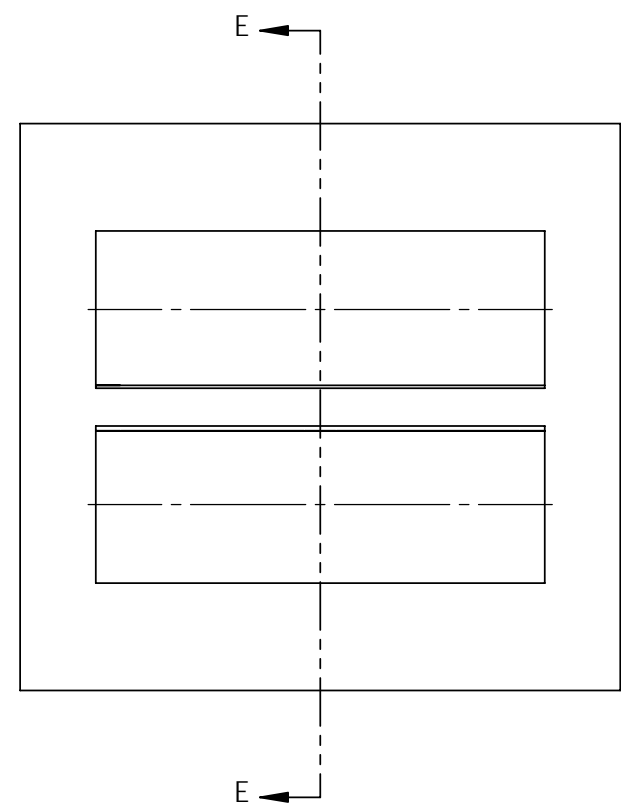
REVISIONS

REV.	ECN/E-R	DESCRIPTION	DATE	APPROVED
A		PROPOSAL	MAR19/10	



NOTE:

PANEL CUTOUT SIZES PER SFF 8433 SPEC. FOR BELLY TO BELLY MOUNTING, DIM "E" (PCB THICKNESS) IS 3.0 mm MIN. DIM "F" RELATED TO DIM "E". FOR DIM "F" = DIM "E" - 0.44 mm. THE PANEL CUTOUT 10.40 mm MIGHT BE INCREASED UP TO 10.80 mm IN ORDER TO ACCOMMODATE PCB TOLERANCE.



SECTION E-E

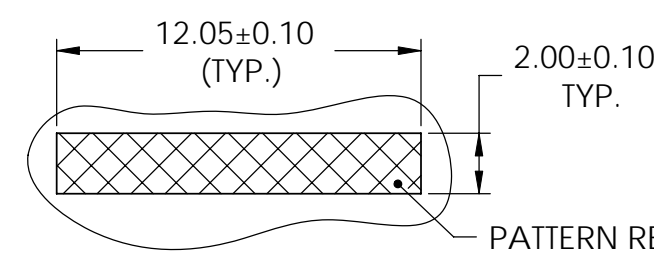
DO NOT SCALE DRAWING

THIS DOCUMENT CONTAINS PROPRIETARY INFORMATION AND SUCH INFORMATION MAY NOT BE DISCLOSED TO OTHERS FOR ANY PURPOSE OR USED FOR MANUFACTURING PURPOSES WITHOUT PERMISSION FROM AMPHENOL CANADA CORP.

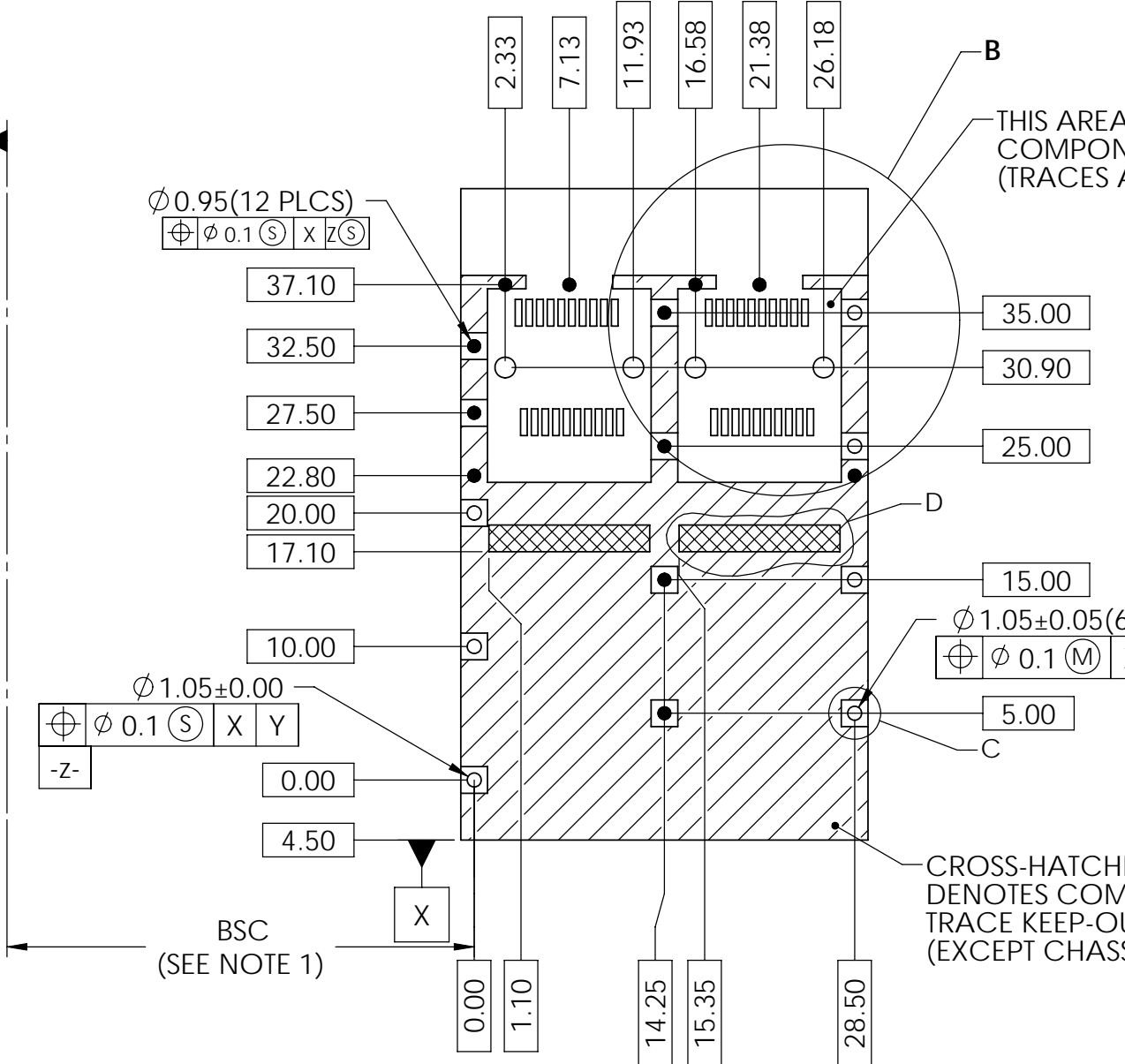
UNLESS OTHERWISE SPECIFIED DIMENSIONS ARE IN MILLIMETERS TOLERANCES ARE:		APPROVALS	DATE	Amphenol Canada Corp.	
DECIMALS X.X ± 0.38 X.XX ± 0.25	ANGLES ± 1°	DRAWN J.SI	MAR18/10	TITLE 1XN SFP+ CAGE SPRING FINGER EMI, WITH EXTRA BOTTOM GROUND FINGERS (NO MID G-PINS)	
MATERIAL AND FINISH SEE NOTE 1		DESIGNED			
REF.		CHECKED			
CODE IDENT. NO. 03554		QA APPD			
		IE APPD		SIZE A3	DWG. NO. P-U77-AX61M-X071
		DWG APPD		SCALE 2:1	PROJECT
					REV. A
					SHEET 4 OF 10

- NOTES:
 1. DATUM AND BASIC DIMENSIONS ESTABLISHED BY CUSTOMER.
 2. PADS AND VIAS ARE CHASSIS GROUND.
 3. THRU-HOLES, PLATING OPTIONAL.
 4. SEE DRAWINGS P-UX76-A20-X00XX FOR CONNECTOR LAYOUT.

REVISIONS				
REV.	ECN/E-R	DESCRIPTION	DATE	APPROVED
A		PROPOSAL	MAR19/10	

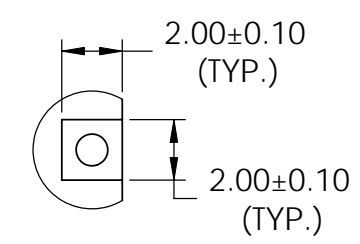
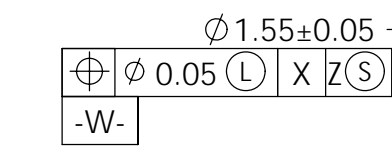


PATTERN REPEATS FOR EACH PORT.
 SPACING BETWEEN PORTS IS 14.25mm.
 APPLIES TO ALL GANGED LAYOUTS



THIS AREA DENOTES
 COMPONENTS KEEP-OUT
 (TRACES ALLOWED)

CROSS-HATCHED AREA
 DENOTES COMPONENT AND
 TRACE KEEP-OUT
 (EXCEPT CHASSIS GROUND)



**RECOMMENDED PCB DESIGN
 FOR SINGLE SIDE MOUNTING
 (P/N U77-A261M-X071)**

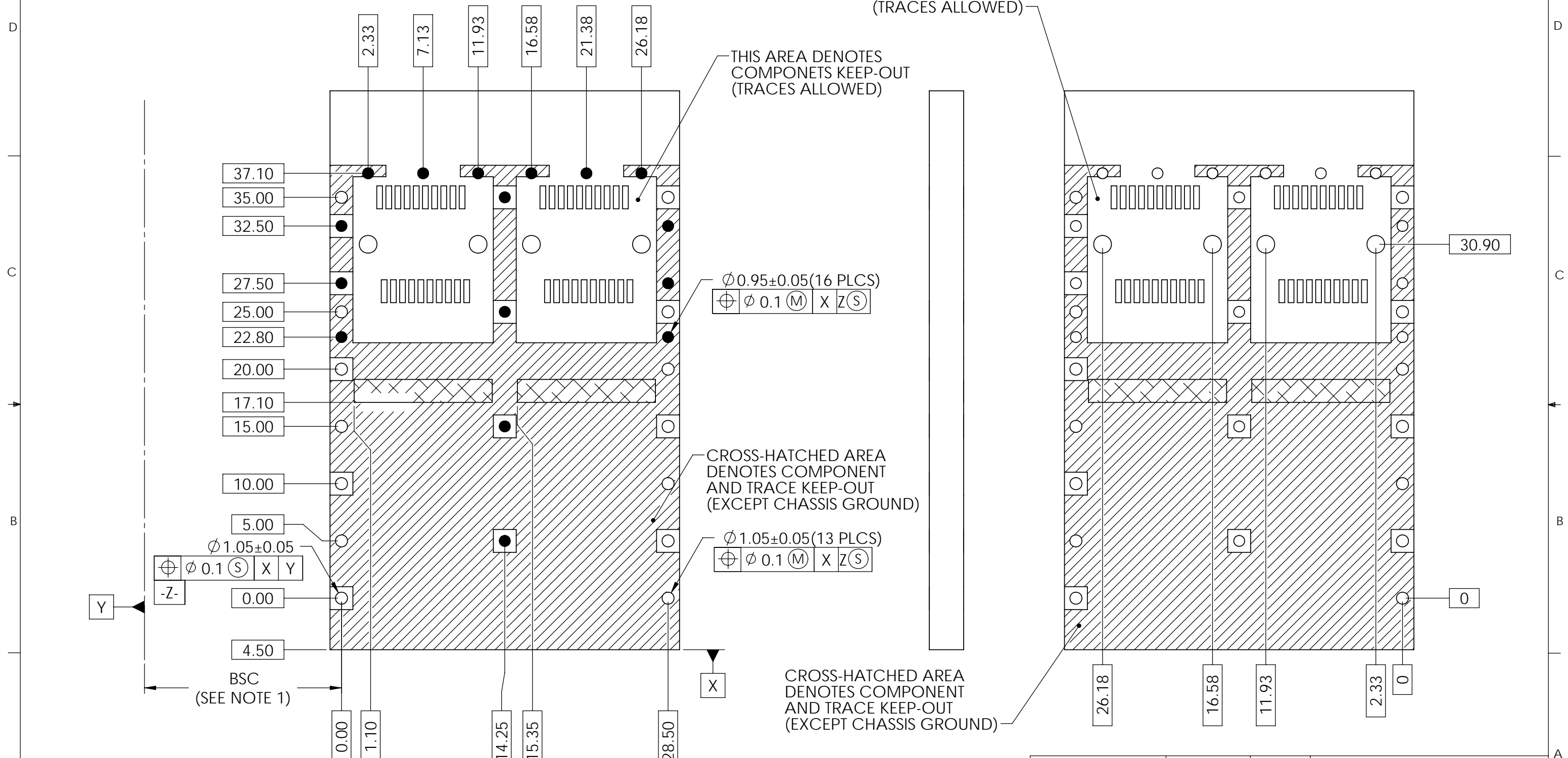
DO NOT SCALE DRAWING

THIS DOCUMENT CONTAINS PROPRIETARY INFORMATION AND SUCH INFORMATION MAY NOT BE DISCLOSED TO OTHERS FOR ANY PURPOSE OR USED FOR MANUFACTURING PURPOSES WITHOUT PERMISSION FROM AMPHENOL CANADA CORP.

UNLESS OTHERWISE SPECIFIED DIMENSIONS ARE IN MILLIMETERS TOLERANCES ARE: DECIMALS X.X ± 0.38 X.XX ± 0.25 MATERIAL AND FINISH SEE NOTE 1 REF. CODE IDENT. NO. 03554	APPROVALS	DATE	Amphenol Canada Corp. TITLE 1XN SFP+ CAGE SPRING FINGER EMI, WITH EXTRA BOTTOM GROUND FINGERS (NO MID G-PINS) SIZE A3 DWG. NO. P-U77-AX61M-X071 REV. A SCALE 2:1 PROJECT SHEET 5 OF 10	
	DRAWN J.SI	MAR18/10		
	DESIGNED			
	CHECKED			
	QA APPD			
	IE APPD			
	DWG APPD			

- NOTES:
 1. DATUM AND BASIC DIMENSIONS ESTABLISHED BY CUSTOMER.
 2. PADS AND VIAS ARE CHASSIS GROUND.
 3. THRU-HOLES, PLATING OPTIONAL.
 4. SEE DRAWINGS P-UX76-A20-X00XX FOR CONNECTOR LAYOUT.

REVISIONS				
REV.	ECN/E-R	DESCRIPTION	DATE	APPROVED
A		PROPOSAL	MAR19/10	



**RECOMMENDED PCB DESIGN
 FOR BELLY TO BELLY MOUNTING
 (P/N U77-A261M-X071)**

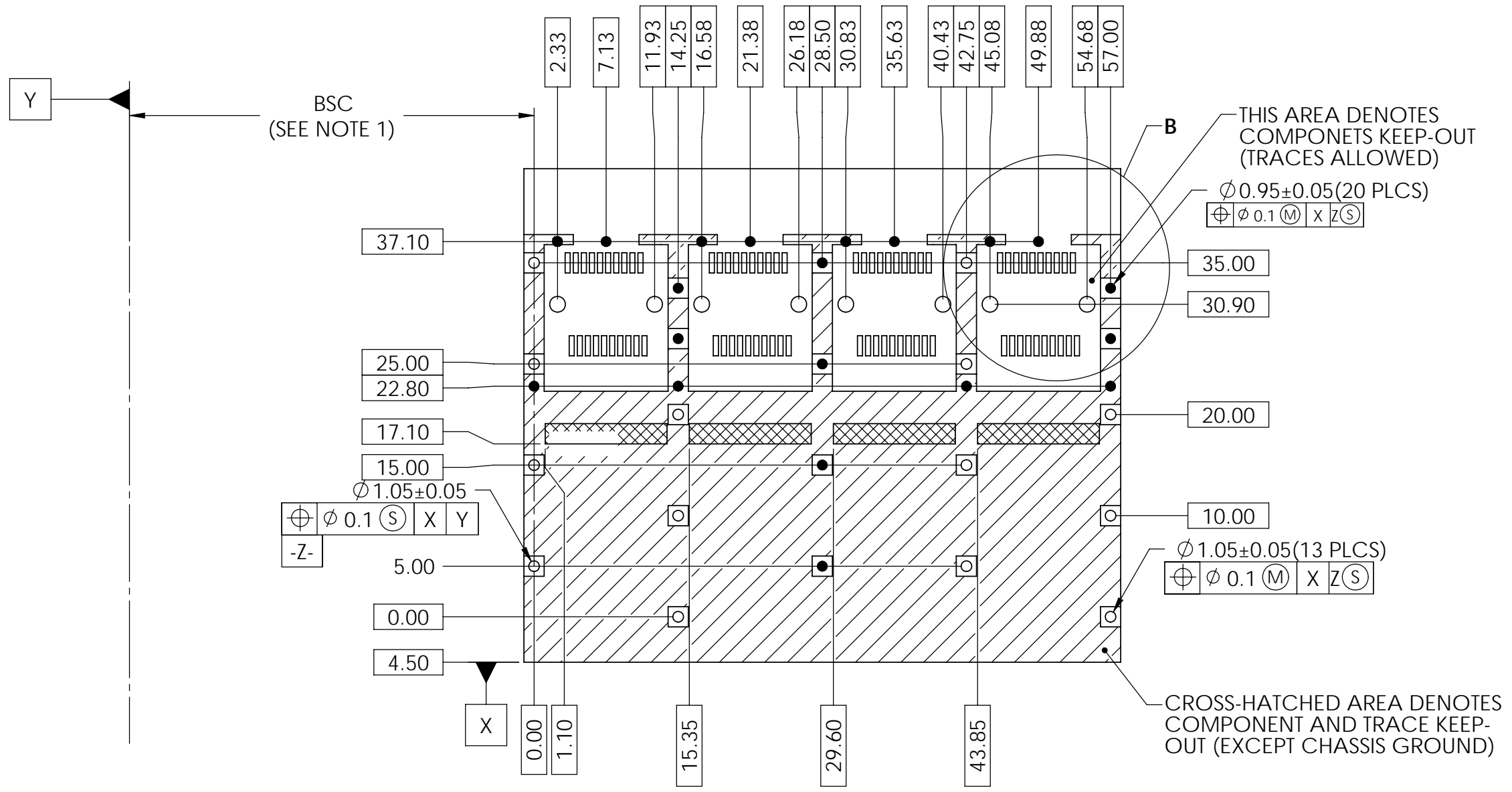
DO NOT SCALE DRAWING

THIS DOCUMENT CONTAINS PROPRIETARY INFORMATION AND SUCH INFORMATION MAY NOT BE DISCLOSED TO OTHERS FOR ANY PURPOSE OR USED FOR MANUFACTURING PURPOSES WITHOUT PERMISSION FROM AMPHENOL CANADA CORP.

UNLESS OTHERWISE SPECIFIED DIMENSIONS ARE IN MILLIMETERS TOLERANCES ARE: DECIMALS ANGLES X.X ± 0.38 ± 1° X.XX ± 0.25	APPROVALS	DATE	Amphenol Canada Corp. TITLE 1XN SFP+ CAGE SPRING FINGER EMI, WITH EXTRA BOTTOM GROUND FINGERS (NO MID G-PINS)	
	DRAWN	J.SI		MAR18/10
	DESIGNED			
	CHECKED			
MATERIAL AND FINISH SEE NOTE 1	QA APPD			
REF.	IE APPD			
CODE IDENT. NO. 03554	DWG APPD			
		SIZE A3	DWG. NO. P-U77-AX61M-X071	
		SCALE 3:1	PROJECT	
			REV. A	
			SHEET 6 OF 10	

- NOTES:
 1. DATUM AND BASIC DIMENSIONS ESTABLISHED BY CUSTOMER.
 2. PADS AND VIAS ARE CHASSIS GROUND.
 3. THRU-HOLES, PLATING OPTIONAL.
 4. SEE DRAWINGS P-UX76-A20-X00XX FOR CONNECTOR LAYOUT.

REVISIONS				
REV.	ECN/E-R	DESCRIPTION	DATE	APPROVED
A		PROPOSAL	MAR19/10	



**RECOMMENDED PCB DESIGN
 FOR SINGLE SIDE MOUNTING
 (P/N U77-A461M-X071)**

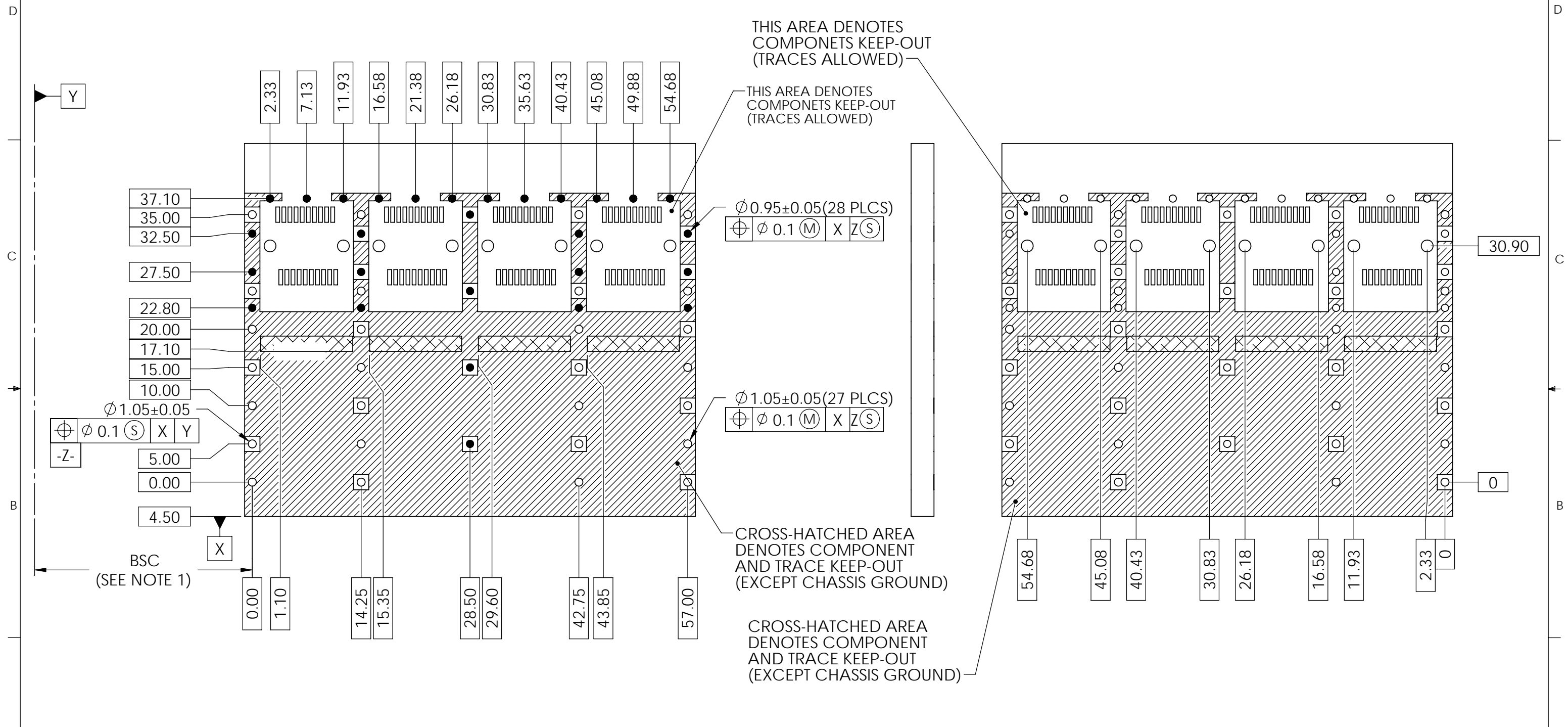
DO NOT SCALE DRAWING

THIS DOCUMENT CONTAINS PROPRIETARY INFORMATION AND SUCH INFORMATION MAY NOT BE DISCLOSED TO OTHERS FOR ANY PURPOSE OR USED FOR MANUFACTURING PURPOSES WITHOUT PERMISSION FROM AMPHENOL CANADA CORP.

UNLESS OTHERWISE SPECIFIED DIMENSIONS ARE IN MILLIMETERS TOLERANCES ARE: DECIMALS ANGLES X.X ± 0.38 ± 1° X.XX ± 0.25 MATERIAL AND FINISH SEE NOTE 1 REF. CODE IDENT. NO. 03554	APPROVALS	DATE	Amphenol Canada Corp. TITLE 1XN SFP+ CAGE SPRING FINGER EMI, WITH EXTRA BOTTOM GROUND FINGERS (NO MID G-PINS)
	DRAWN J.SI	MAR18/10	
	DESIGNED		
	CHECKED		
	QA APPD		SIZE A3
	IE APPD		DWG. NO. P-U77-AX61M-X071
	DWG APPD		SCALE 1:1
			PROJECT
			SHEET 7 OF 10

- NOTES:
 1. DATUM AND BASIC DIMENSIONS ESTABLISHED BY CUSTOMER.
 2. PADS AND VIAS ARE CHASSIS GROUND.
 3. THRU-HOLES, PLATING OPTIONAL.
 4. SEE DRAWINGS P-UX76-A20-X00XX FOR CONNECTOR LAYOUT.

REVISIONS				
REV.	ECN/E-R	DESCRIPTION	DATE	APPROVED
A		PROPOSAL	MAR19/10	



**RECOMMENDED PCB DESIGN
 FOR BELLY TO BELLY MOUNTING
 (P/N U77-A461M-X071)**

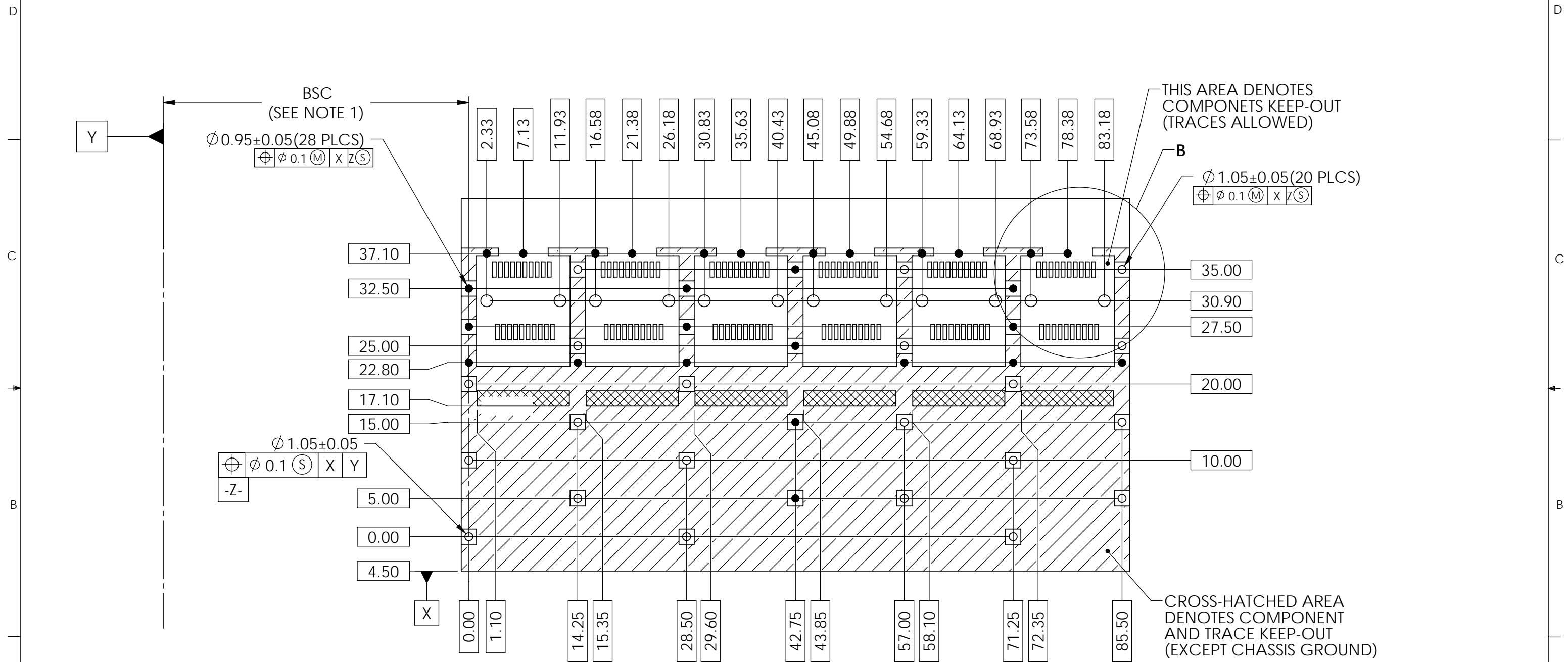
DO NOT SCALE DRAWING

THIS DOCUMENT CONTAINS PROPRIETARY INFORMATION AND SUCH INFORMATION MAY NOT BE DISCLOSED TO OTHERS FOR ANY PURPOSE OR USED FOR MANUFACTURING PURPOSES WITHOUT PERMISSION FROM AMPHENOL CANADA CORP.

UNLESS OTHERWISE SPECIFIED DIMENSIONS ARE IN MILLIMETERS TOLERANCES ARE: DECIMALS X.X ± 0.38 X.XX ± 0.25 MATERIAL AND FINISH SEE NOTE 1 REF. CODE IDENT. NO. 03554	APPROVALS	DATE	Amphenol Canada Corp. TITLE 1XN SFP+ CAGE SPRING FINGER EMI, WITH EXTRA BOTTOM GROUND FINGERS (NO MID G-PINS) SIZE A3 DWG. NO. P-U77-AX61M-X071 REV. A SCALE 2:1 PROJECT SHEET 8 OF 10
	DRAWN J.SI	MAR18/10	
	DESIGNED		
	CHECKED		
	QA APPD		
	IE APPD		
	DWG APPD		

- NOTES:
 1. DATUM AND BASIC DIMENSIONS ESTABLISHED BY CUSTOMER.
 2. PADS AND VIAS ARE CHASSIS GROUND.
 3. THRU-HOLES, PLATING OPTIONAL.
 4. SEE DRAWINGS P-UX76-A20-X00XX FOR CONNECTOR LAYOUT.

REVISIONS				
REV.	ECN/E-R	DESCRIPTION	DATE	APPROVED
A		PROPOSAL	MAR19/10	



**RECOMMENDED PCB DESIGN
 FOR SINGLE SIDE MOUNTING
 (P/N U77-A661M-X071)**

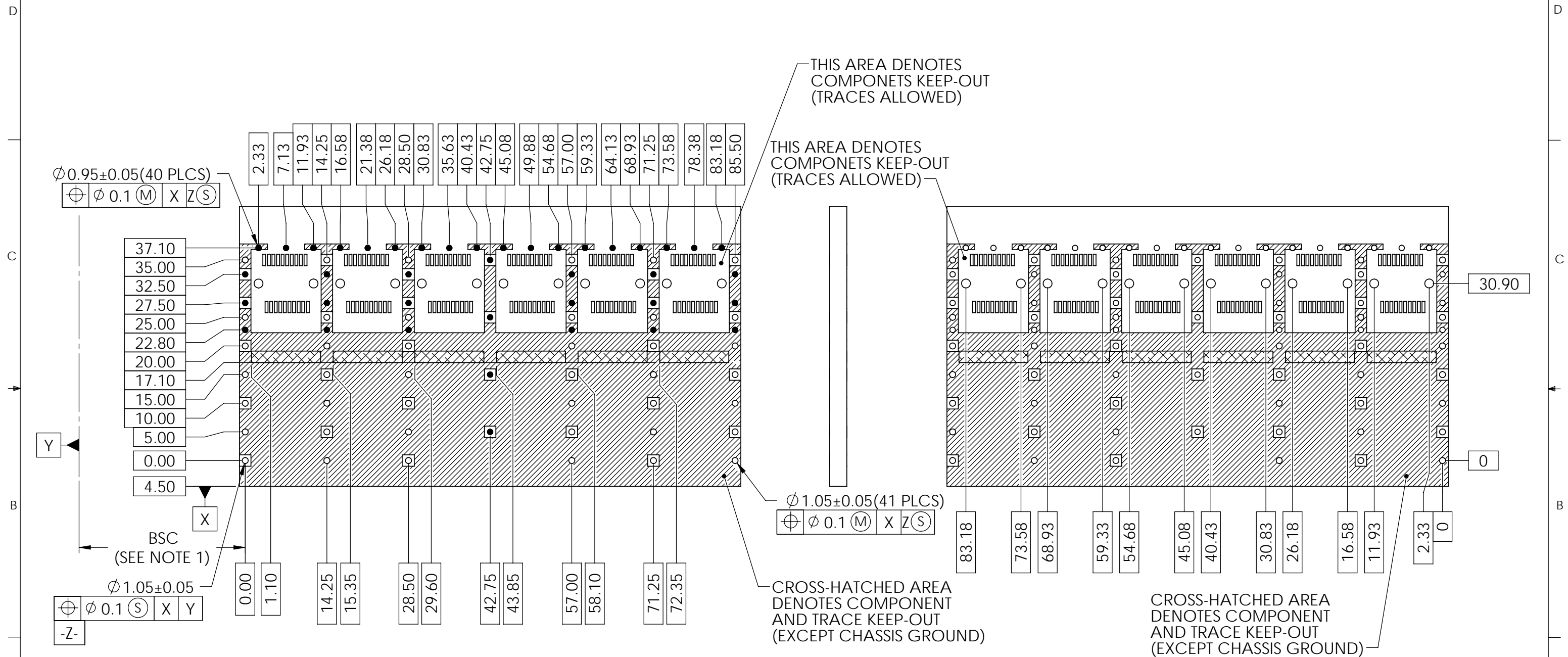
DO NOT SCALE DRAWING

THIS DOCUMENT CONTAINS PROPRIETARY INFORMATION AND SUCH INFORMATION MAY NOT BE DISCLOSED TO OTHERS FOR ANY PURPOSE OR USED FOR MANUFACTURING PURPOSES WITHOUT PERMISSION FROM AMPHENOL CANADA CORP.

UNLESS OTHERWISE SPECIFIED DIMENSIONS ARE IN MILLIMETERS TOLERANCES ARE: DECIMALS X.X ± 0.38 X.XX ± 0.25 MATERIAL AND FINISH SEE NOTE 1 REF. CODE IDENT. NO. 03554	APPROVALS	DATE	Amphenol Canada Corp. TITLE 1XN SFP+ CAGE SPRING FINGER EMI, WITH EXTRA BOTTOM GROUND FINGERS (NO MID G-PINS) SIZE A3 DWG. NO. P-U77-AX61M-X071 REV. A SCALE 1:1 PROJECT SHEET 9 OF 10
	DRAWN J.SI	MAR18/10	
	DESIGNED		
	CHECKED		
	QA APPD		
	IE APPD		
	DWG APPD		

- NOTES:
 1. DATUM AND BASIC DIMENSIONS ESTABLISHED BY CUSTOMER.
 2. PADS AND VIAS ARE CHASSIS GROUND.
 3. THRU-HOLES, PLATING OPTIONAL.
 4. SEE DRAWINGS P-UX76-A20-X00XX FOR CONNECTOR LAYOUT.

REVISIONS				
REV.	ECN/E-R	DESCRIPTION	DATE	APPROVED
A		PROPOSAL	MAR19/10	



**RECOMMENDED PCB DESIGN
 FOR BELLY TO BELLY MOUNTING
 (P/N U77-A661M-X071)**

DO NOT SCALE DRAWING

THIS DOCUMENT CONTAINS PROPRIETARY INFORMATION AND SUCH INFORMATION MAY NOT BE DISCLOSED TO OTHERS FOR ANY PURPOSE OR USED FOR MANUFACTURING PURPOSES WITHOUT PERMISSION FROM AMPHENOL CANADA CORP.

UNLESS OTHERWISE SPECIFIED DIMENSIONS ARE IN MILLIMETERS TOLERANCES ARE: DECIMALS ANGLES X.X ± 0.38 ± 1° X.XX ± 0.25	APPROVALS		DATE	Amphenol Canada Corp.
	DRAWN	J.SI	MAR18/10	
MATERIAL AND FINISH SEE NOTE 1	DESIGNED			TITLE 1XN SFP+ CAGE SPRING FINGER EMI, WITH EXTRA BOTTOM GROUND FINGERS (NO MID G-PINS)
	CHECKED			
REF.	QA APPD			SIZE A3
CODE IDENT. NO.	IE APPD			
03554	DWG APPD			SCALE 3:2
				PROJECT
				SHEET 10 OF 10